

RESEARCH

Open Access



Hemorrhoidal disease and its genetic association with depression, bipolar disorder, anxiety disorders, and schizophrenia: a bidirectional mendelian randomization study

Zhiguang Huang¹, Jian Huang², Chun Kai Leung³, Casper JP Zhang⁴, Babatunde Akinwunmi⁵ and Wai-Kit Ming^{1*} 

Abstract

Background Hemorrhoids and psychiatric disorders exhibit high prevalence rates and a tendency for relapse in epidemiological studies. Despite this, limited research has explored their correlation, and these studies are often subject to reverse causality and residual confounding. We conducted a Mendelian randomization (MR) analysis to comprehensively investigate the association between several mental illnesses and hemorrhoidal disease.

Methods Genetic associations for four psychiatric disorders and hemorrhoidal disease were obtained from large consortia, the FinnGen study, and the UK Biobank. Genetic variants associated with depression, bipolar disorder, anxiety disorders, schizophrenia, and hemorrhoidal disease at the genome-wide significance level were selected as instrumental variables. Screening for potential confounders in genetic instrumental variables using PhenoScanner V2. Bidirectional MR estimates were employed to assess the effects of four psychiatric disorders on hemorrhoidal disease.

Results Our analysis revealed a significant association between genetically predicted depression and the risk of hemorrhoidal disease (IVW, OR=1.20, 95% CI=1.09 to 1.33, $P < 0.001$). We found no evidence of associations between bipolar disorder, anxiety disorders, schizophrenia, and hemorrhoidal disease. Inverse MR analysis provided evidence for a significant association between genetically predicted hemorrhoidal disease and depression (IVW, OR=1.07, 95% CI=1.04 to 1.11, $P < 0.001$).

Conclusions This study offers MR evidence supporting a bidirectional causal relationship between depression and hemorrhoidal disease.

Keywords Hemorrhoidal disease, Mental illness, Mendelian randomization

*Correspondence:

Wai-Kit Ming
wkming2@cityu.edu.hk

¹Department of Infectious Diseases and Public Health, Jockey Club College of Veterinary Medicine and Life Sciences, City University of Hong Kong, Hong Kong SAR, China

²Singapore Institute for Clinical Sciences (SICS), Agency for Science, Technology and Research (A*STAR), Singapore, Singapore

³Department of Public and International Affairs, City University of Hong Kong, Hong Kong SAR, China

⁴School of Public Health, The University of Hong Kong, Hong Kong SAR, China

⁵Maternal-Fetal Medicine Unit, Brigham and Women's Hospital, Harvard Medical School, Boston, MA, USA



© The Author(s) 2024. **Open Access** This article is licensed under a Creative Commons Attribution 4.0 International License, which permits use, sharing, adaptation, distribution and reproduction in any medium or format, as long as you give appropriate credit to the original author(s) and the source, provide a link to the Creative Commons licence, and indicate if changes were made. The images or other third party material in this article are included in the article's Creative Commons licence, unless indicated otherwise in a credit line to the material. If material is not included in the article's Creative Commons licence and your intended use is not permitted by statutory regulation or exceeds the permitted use, you will need to obtain permission directly from the copyright holder. To view a copy of this licence, visit <http://creativecommons.org/licenses/by/4.0/>. The Creative Commons Public Domain Dedication waiver (<http://creativecommons.org/publicdomain/zero/1.0/>) applies to the data made available in this article, unless otherwise stated in a credit line to the data.

Introduction

Hemorrhoids, characterized by the development of elongated, dilated blood vessels and surrounding supporting tissue within the anal canal, are among the most prevalent anal diseases [1]. They are typically classified as internal or external, depending on their location. Internal hemorrhoids originate above the dentate line and are covered by columnar epithelium, while external hemorrhoids emerge below the dentate line and are covered by squamous epithelium [2–4]. Hemorrhoidal disease, a consequence of anal cushion prolapse, often results in pain and bleeding. With approximately 3.3 million outpatient visits, it ranks as the fourth most common gastrointestinal diagnosis in the United States [5]. Pathogenesis of hemorrhoids involves the weakening of the anal cushion, leading to internal sphincter spasms and hemorrhoid prolapse [6]. Several factors contribute to the development of hemorrhoids, including chronic mental stress, insufficient fiber intake, prolonged bathroom visits, constipation, diarrhea, ascites, and pelvic mass lesions [7]. Although not life-threatening, hemorrhoids can significantly impair patients' quality of life due to various symptoms such as anal bleeding, pain, and itching.

The relationship between psychological stress and gut health has been extensively studied. For example, some studies have shown that long-term psychological stress may have an impact on intestinal function, such as triggering gastrointestinal symptoms and increasing the risk of irritable bowel syndrome and inflammatory bowel disease [8–10]. However, there is currently insufficient evidence of potential relationships between psychiatric disorders and hemorrhoids. While observational studies have identified a possible link between stress and hemorrhoids [11–13], the causal relationship between psychiatric disorders and hemorrhoidal disease risk remains unclear due to limitations inherent in observational studies, such as residual confounding and reverse causality.

Mendelian randomization (MR) is a method that employs genetic variation as an instrumental variable (IV) to establish the relationship between exposure

and outcome [14]. Since genetic variants are randomly assigned at conception and are independent of environmental factors, MR is less susceptible to confounding compared to conventional observational studies [15]. Additionally, as genotypes are not influenced by disease states, MR minimizes the risk of reverse causality. The MR analysis relies on three key assumptions:

- (1) The genetic variant, functioning as an IV, demonstrates a strong correlation with the exposure.
- (2) The IV is independent of confounders.
- (3) The genetic variant affects the target outcome specifically and only in the presence of independent exposure factors, not in the presence of other factors.

This study is designed to explore the potential bidirectional causal relationship between hemorrhoids and various psychiatric disorders. By delving into this potential link, our research aims to enhance the understanding of how psychiatric conditions might be interconnected with hemorrhoids. This insight could lead to innovative approaches in clinical practice, significantly improving the overall treatment outcomes for patients. Additionally, the findings from this study are expected to elevate public awareness about the importance of integrated treatments for both physical and mental health. This could be a catalyst for further medical research and advancements in clinical methodologies, ultimately benefiting patient care on a broader scale.

Methods

Figure 1 illustrates the relationship between four psychiatric disorder phenotypes and hemorrhoidal disease. We conducted a bidirectional MR study to examine the causal relationship between depression, bipolar disorder, anxiety disorders, schizophrenia, and hemorrhoidal disease.

Data sources for psychiatric disorders

We obtained summary statistics for anxiety disorders from a genome-wide association study (GWAS) conducted by the FinnGen biobank [16] ($n=346,542$).

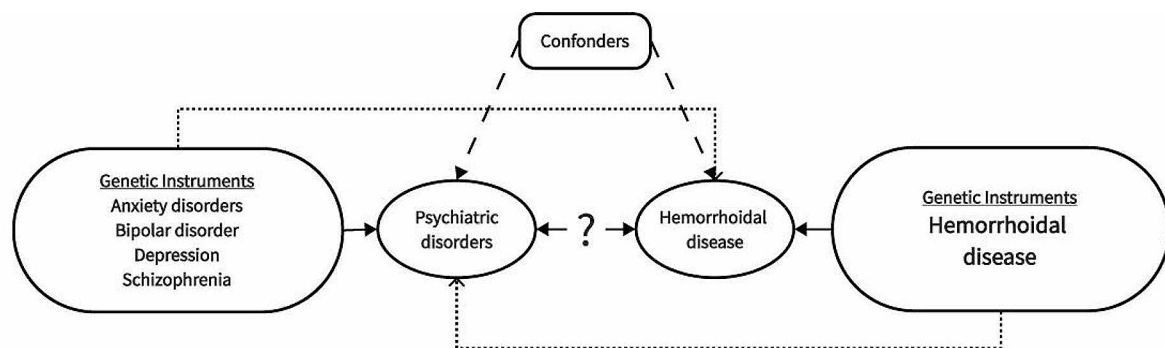


Fig. 1 Schematic representation of bidirectional Mendelian randomization study design

Summary statistics for bipolar disorder were sourced from a GWAS study conducted by the Psychiatric Genomics Consortium (PGC) Bipolar Disorder Working Group of the Psychiatric Genomics Consortium [17] ($n=413,466$); the study was a meta-analysis of 57 bipolar disorder cohorts collected in Europe, North America, and Australia, all of which consisted of individuals of European descent. While for depression were obtained from a GWAS meta-analysis study [18] ($n=180,866$) conducted by the Psychiatric Genomics Consortium [19], which also included new findings from the initial release of UK Biobank (UKB) data [20] and the Resource for Genetic Epidemiology Research on Aging (GERA) cohort (database of Genotypes and Phenotypes (dbGaP), phs000674.v1.p1). The summary statistics for schizophrenia was obtained from the FinnGen biobank [16] ($n=405,094$). Anxiety disorders, treated as a binary variable, included 301,879 control and 44,663 cases. As defined in the International Classification of Diseases (ICD-10) [21], anxiety disorders encompass various phobic disorders such as agoraphobia with (F40.00) or without (F40.01) panic disorder, social phobia (F40.1), and specific phobias (F40.2), in addition to other types of anxiety disorders. Bipolar disorder was treated as a binary variable, comprising 41,917 control and 371,549 cases. Characterized by recurrent episodes of mania and depression, bipolar disorder (BD) is a severe neuropsychiatric condition that can impact thought processes, perception, emotions, and social behavior. Depression was treated as a binary variable, including 164,574 control and 32,942 cases, with data from this study encompassing varying degrees of depression. Schizophrenia was treated as a binary variable, consisting of 398,386 controls and 6,708 cases. Schizophrenia is a chronic and severe mental disorder with a high heritability rate (64-81%) [22, 23]. In our study, participants in all data sources for psychiatric disorders are European. We selected instrumental variables and obtained summary statistics for the association between genetic variants and psychiatric disorder-related phenotypes using recent GWAS studies as listed in Supplementary Table 1.

Data sources for hemorrhoidal disease

We acquired summary statistics for hemorrhoidal disease from a meta-analysis GWAS study [24] involving a total of 944,133 participants, utilizing data from five extensive population-based cohorts: 23andMe [25], UK Biobank [26], Estonian Genome Centre at the University of Tartu [27], Michigan Genomics Initiative [28], and Genetic Epidemiology Research on Aging (GERA) [29]. Hemorrhoidal disease was treated as a binary variable, including 725,213 control and 218,920 cases. Consistent with psychiatric disorders, participants in all hemorrhoidal disease data sources were European. We selected

instrumental variables and obtained summary data to assess the relationship between genetic variants and hemorrhoidal disease-related phenotypes using several recent GWAS studies listed in Supplementary Table 1.

Statistical analysis

To investigate the causal relationship between depression, bipolar disorder, anxiety disorders, schizophrenia, and hemorrhoidal disease for each pair of traits, we conducted a bidirectional MR analysis. We selected the genetic instruments for the exposure of interest using a genome-wide significant threshold ($P < 5 \times 10^{-8}$). Except for depression and schizophrenia, due to the insufficient number of SNPs obtained, we used a threshold of $P < 1 \times 10^{-5}$. We applied a strong linkage disequilibrium (LD) criterion ($r^2 = 0.001$, $kb = 10,000$) and calculated the F-statistics of the instrumental variables to evaluate weak instrumental variable bias. We harmonized the genetic instrument-exposure data with genetic instrument-outcome data for the same risk-increasing allele and removed all palindromic variants. Furthermore, to satisfy the assumption of independence, we searched SNPs already obtained through PhenoScanner V2 (<http://www.phenoscaner.medschl.cam.ac.uk/>) [30] to find potential confounders (e.g., high Body Mass Index, pregnancy) [31] may influence the association between psychiatric disorders and hemorrhoids. We noted the possible overlap between samples for hemorrhoidal disease and depression. Burgess et al. [32] suggested that the proportion of sample overlap should be calculated based on the most extensive data set. Therefore, the sample overlap between hemorrhoidal disease and depression did not exceed 17.2% (162,286/944,133). Consequently, we use a web tool (<https://sb452.shinyapps.io/overlap/>) [32] to evaluate the bias caused by sample overlap. The results show that the bias due to sample overlap is negligible. All calculated deviations of β estimates are less than the absolute value of 0.001.

Consistent with previous studies [33], the F-statistic measures instrument strength related to the proportion of variance in the phenotype explained by the formula $F = \beta^2_{\text{exposure}} / SE^2_{\text{exposure}}$. To minimize the potential impact of weak instrument bias when using genotype data, we performed instrument filtering for all exposures with an F-statistic threshold of >10 . We employed the random effect inverse variance weighted (IVW) model as the primary analysis model and the weighted median method [34], the simple mode method [35], the weighted mode method [36], and the MR-Egger method [37] as supplementary methods. The IVW approach provides the most accurate estimates if all SNPs are valid instruments. Additionally, we conducted sensitivity tests using weighted median and MR-Egger regression methods to assess the validity of instruments

and investigate influences of potential pleiotropic effects. We conducted Cochran Q test to evaluate heterogeneity and employed the fixed-effects IVW approach as the primary method if the P-values were greater than 0.05 and no evidence of heterogeneity was found. In case of substantial heterogeneity ($P < 0.05$), we utilized the random-effects IVW approach. We utilized the MR-PRESSO [38] approach to identify likely outlier SNPs and excluded them from the sensitivity analysis. Steiger filtering was employed to reduce the possibility that the genetic instruments could influence the outcome independently of the exposure [39]. To investigate the robustness of our model by excluding one IV at a time, we also performed a “leave-one-out” sensitivity test. To address the issue of multiple comparisons across eight association groups, we applied a Bonferroni correction with a significance threshold of $P < 0.00625$ (i.e., 0.05 divided by 8). The “TwoSampleMR” package conducted all statistical analyses in R version 4.2.1.

Results

In this study, we examined the causal relationships between psychiatric disorders (depression, bipolar disorder, anxiety disorders, schizophrenia) and hemorrhoidal disease by analyzing each pair of traits using bidirectional MR. Detailed information on instrumental variables (i.e., SNPs associated with exposure) varied for depression, bipolar disorder, anxiety disorders, schizophrenia, and hemorrhoidal disease (Table 1; Figs. 2 and 3). Figures S1 and S2 display scatter plots of associations between depression, bipolar disorder, anxiety disorders, schizophrenia, and hemorrhoidal disease. Table 1, S2, and Figures S1 through S18 provide the complete results.

Sensitivity analysis

We observed substantial heterogeneity (Table 1) in the effect estimates for hemorrhoidal disease and several exposures (depression, bipolar disorder, anxiety disorders). Specific exposure phenotypes confirmed this heterogeneity, with weighted median analyses yielding opposite results compared to the IVW approach. In the subsequent pleiotropic analysis (Table 1), there was no evidence of pleiotropic effects for all exposures and outcomes for our SNPs. We used MR-PRESSO (Table S2) to detect and remove outliers. After removing outliers, our results are more robust and reliable. When performing the leave-one-out analysis (Figures S3 to S10), we found a small number of SNPs whose orientation was inconsistent with the overall orientation. However, these SNPs passed all our other sensitivity tests, proving they were not outliers. Funnel plots (Figures S11 to S18) were used to visualize the MR effects of hemorrhoidal disease and four psychiatric disorders, as determined by IVW and MR-Egger regression analyses. All SNPs (black dots) are

symmetrically evenly distributed on both sides of the median axis (estimated by IVW and MR-Egger regression). There are no outliers significantly off the central axis, indicating that our fitting results were robust.

Mendelian randomization analysis

Figure S1 displays the scatter plot of effect sizes for each single-nucleotide polymorphism (SNP) on anxiety disorders, bipolar disorder, depression, schizophrenia, and hemorrhoidal disease risk. Figure S2 illustrates the scatter plot of effect sizes for each SNP on hemorrhoidal disease and anxiety disorders risk, bipolar disorder risk, depression risk, and schizophrenia risk. No causal relationship was found between anxiety disorders, bipolar disorder, schizophrenia, and hemorrhoidal disease in bidirectional MR approaches. Genetically higher hemorrhoidal disease risk is significantly associated with depression (IVW, OR = 1.20, 95%CI = 1.09 to 1.33, $P < 0.001$), while hemorrhoidal disease can also increase the risk of depression (IVW, OR = 1.07, 95%CI = 1.04 to 1.11, $P < 0.001$). MR findings using IVW, weighted median, simple mode, weighted median, and MR-Egger were consistent.

Discussion

Our bidirectional MR study, utilizing comprehensive data from GWAS, uncovered a causal relationship between depression and hemorrhoidal disease, substantiating a positive association. However, no discernible causal relationship was found between hemorrhoidal disease risk and the other three investigated psychiatric disorders (bipolar disorder, anxiety disorders, schizophrenia).

These findings are consistent with prior observational studies. For example, a Korean National Health and Nutrition Examination Survey reported a significantly increased risk of developing hemorrhoids among individuals self-reporting depression or diagnosed with depression by a physician [11]. The association between depression and hemorrhoids may be explained by an increased risk of eating disorders and reduced physical activity among those with depression [40, 41]. However, due to the cross-sectional design of these studies, the temporal sequence between hemorrhoids and risk factors remains uncertain, leaving the causality of the observed associations unclear. A prospective controlled study examining psychiatric symptoms in benign anorectal disorders (including hemorrhoids) revealed that patients exhibited higher levels of psychiatric symptoms compared to the control group [42]. These studies suggest that emotional state fluctuations may play a significant role in benign anorectal disorder development. Nevertheless, it is important to note that both studies had small sample sizes and non-homogeneous patient and control groups. Overcoming the limitations of previous observational studies, our MR investigation reliably confirms a

Table 1 Two-sample MR result: the causal effect of depression, bipolar disorder, anxiety disorders, schizophrenia, and hemorrhoidal Disease

Exposure	Outcome	Method	N(snp)	β	se	pval	OR (95%CI)	Heterogeneity P value	Intercept p value
Anxiety disorders	Hemorrhoidal Disease	MR Egger	6	0.051	0.243	0.844	1.052(0.653–1.696)	0.006	0.295
Anxiety disorders	Hemorrhoidal Disease	Weighted median	6	0.042	0.057	0.459	1.043(0.933–1.165)	Na	Na
Anxiety disorders	Hemorrhoidal Disease	Inverse variance weighted	6	0.027	0.047	0.563	1.027(0.937–1.126)	0.003	Na
Anxiety disorders	Hemorrhoidal Disease	Simple mode	6	0.045	0.064	0.511	1.046(0.923–1.185)	Na	Na
Anxiety disorders	Hemorrhoidal Disease	Weighted mode	6	0.042	0.054	0.469	1.043(0.938–1.160)	Na	Na
Bipolar disorder	Hemorrhoidal Disease	MR Egger	44	-0.035	0.124	0.776	0.965(0.757–1.230)	< 0.001	0.580
Bipolar disorder	Hemorrhoidal Disease	Weighted median	44	0.001	0.017	0.946	1.001(0.968–1.036)	Na	Na
Bipolar disorder	Hemorrhoidal Disease	Inverse variance weighted	44	0.033	0.021	0.127	1.033(0.991–1.077)	< 0.001	Na
Bipolar disorder	Hemorrhoidal Disease	Simple mode	44	-0.026	0.037	0.494	0.975(0.906–1.049)	Na	Na
Bipolar disorder	Hemorrhoidal Disease	Weighted mode	44	-0.026	0.035	0.466	0.975(0.910–1.044)	Na	Na
Depression	Hemorrhoidal Disease	MR Egger	37	0.204	0.176	0.253	1.226(0.869–1.730)	0.004	0.911
Depression	Hemorrhoidal Disease	Weighted median	37	0.108	0.064	0.090	1.114(0.983–1.262)	Na	Na
Depression	Hemorrhoidal Disease	Inverse variance weighted	37	0.185	0.051	< 0.001	1.203(1.089–1.329)	0.005	Na
Depression	Hemorrhoidal Disease	Simple mode	37	0.054	0.145	0.709	1.056(0.795–1.402)	Na	Na
Depression	Hemorrhoidal Disease	Weighted mode	37	0.045	0.126	0.723	1.046(0.817–1.340)	Na	Na
Schizophrenia	Hemorrhoidal Disease	MR Egger	27	-0.020	0.015	0.200	0.980(0.951–1.010)	0.612	0.363
Schizophrenia	Hemorrhoidal Disease	Weighted median	27	-0.004	0.009	0.695	0.996(0.979–1.015)	Na	Na
Schizophrenia	Hemorrhoidal Disease	Inverse variance weighted	27	-0.007	0.007	0.265	0.993(0.980–1.006)	0.617	Na
Schizophrenia	Hemorrhoidal Disease	Simple mode	27	-0.006	0.017	0.729	0.994(0.962–1.027)	Na	Na
Schizophrenia	Hemorrhoidal Disease	Weighted mode	27	-0.006	0.015	0.693	0.994(0.966–1.023)	Na	Na
Hemorrhoidal Disease	Anxiety disorders	MR Egger	73	0.078	0.128	0.545	1.081(0.841–1.390)	< 0.001	0.869
Hemorrhoidal Disease	Anxiety disorders	Weighted median	73	0.048	0.053	0.362	1.049(0.946–1.163)	Na	Na
Hemorrhoidal Disease	Anxiety disorders	Inverse variance weighted	73	0.050	0.041	0.219	1.052(0.971–1.139)	< 0.001	Na
Hemorrhoidal Disease	Anxiety disorders	Simple mode	73	-0.041	0.132	0.759	0.960(0.741–1.244)	Na	Na
Hemorrhoidal Disease	Anxiety disorders	Weighted mode	73	0.056	0.100	0.577	1.058(0.869–1.288)	Na	Na
Hemorrhoidal Disease	Bipolar disorder	MR Egger	74	-0.129	0.183	0.485	0.879(0.614–1.259)	< 0.001	0.233
Hemorrhoidal Disease	Bipolar disorder	Weighted median	74	-0.013	0.063	0.840	0.987(0.872–1.118)	Na	Na
Hemorrhoidal Disease	Bipolar disorder	Inverse variance weighted	74	0.080	0.059	0.178	1.083(0.964–1.217)	< 0.001	Na
Hemorrhoidal Disease	Bipolar disorder	Simple mode	74	-0.086	0.144	0.554	0.918(0.692–1.218)	Na	Na
Hemorrhoidal Disease	Bipolar disorder	Weighted mode	74	-0.033	0.100	0.742	0.967(0.795–1.177)	Na	Na
Hemorrhoidal Disease	Depression	MR Egger	63	0.056	0.060	0.355	1.058(0.940–1.190)	0.028	0.753
Hemorrhoidal Disease	Depression	Weighted median	63	0.085	0.026	0.001	1.088(1.035–1.144)	Na	Na
Hemorrhoidal Disease	Depression	Inverse variance weighted	63	0.070	0.018	< 0.001	1.072(1.036–1.110)	0.034	Na
Hemorrhoidal Disease	Depression	Simple mode	63	0.122	0.059	0.042	1.130(1.007–1.267)	Na	Na
Hemorrhoidal Disease	Depression	Weighted mode	63	0.096	0.047	0.045	1.100(1.004–1.206)	Na	Na
Hemorrhoidal Disease	Schizophrenia	MR Egger	75	0.073	0.395	0.854	1.076(0.496–2.334)	< 0.001	0.561
Hemorrhoidal Disease	Schizophrenia	Weighted median	75	-0.101	0.162	0.532	0.904(0.658–1.241)	Na	Na
Hemorrhoidal Disease	Schizophrenia	Inverse variance weighted	75	-0.005	0.125	0.965	0.995(0.779–1.270)	< 0.001	Na
Hemorrhoidal Disease	Schizophrenia	Simple mode	75	-0.250	0.399	0.533	0.779(0.356–1.704)	Na	Na
Hemorrhoidal Disease	Schizophrenia	Weighted mode	75	-0.232	0.327	0.480	0.793(0.418–1.505)	Na	Na

Remark: N (SNPs) represents the number of SNPs in depression, bipolar disorder, anxiety disorders, schizophrenia, and hemorrhoidal Disease. β , effect size. OR, odds ratio. CI, confidence intervals

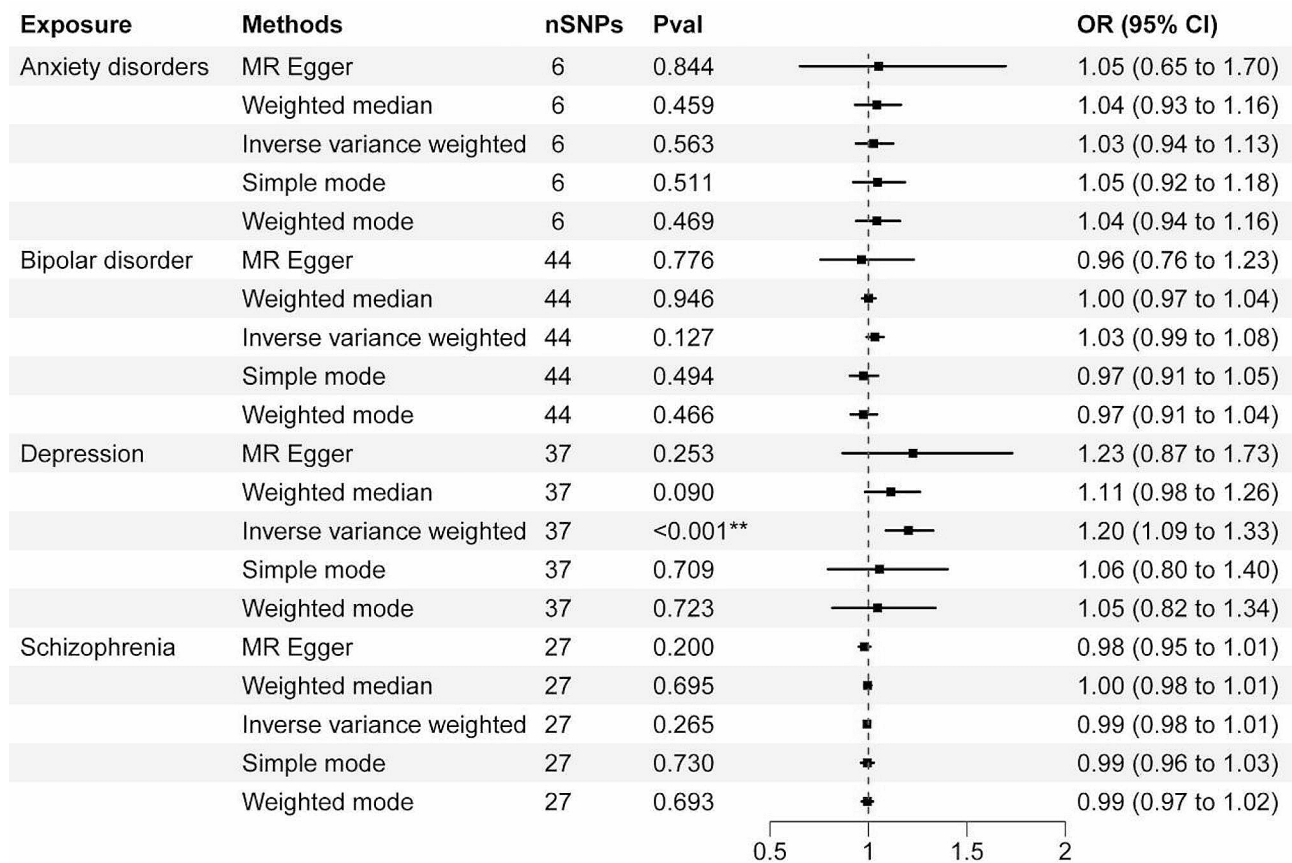


Fig. 2 Associations of genetic liability of psychiatric disorders with the hemorrhoidal Disease. *Indicates $0.00625 < P < 0.05$, **Indicates $P < 0.00625$

bidirectional association between depression and hemorrhoidal disease.

While observational studies have identified anxiety disorders, bipolar disorder, and other psychiatric disorders as complications in patients with hemorrhoids [43–45], no studies have reported an independent causal relationship between these conditions. Our MR study found no significant causal relationship between hemorrhoidal disease and anxiety, bipolar disorder, or schizophrenia. Simultaneously, our research highlights a potential bidirectional causal relationship between hemorrhoidal disease and depression, emphasizing the importance of mental health in preventing disease deterioration for patients with hemorrhoidal disease. Additionally, to reduce the incidence of hemorrhoidal disease, increased attention should be given to the personal hygiene and living habits of patients with depression.

Mental health conditions, such as depression and anxiety, can significantly impact digestive health [46]. When the brain receives stress input, multiple pathways of the autonomic nervous system and the hypothalamic-pituitary-adrenal axis (HPA axis) are activated. These pathways come from different sources of stress, which may lead to changes in the brain-gut axis and ultimately lead

to a variety of gastrointestinal disease [47]. Animal and clinical studies have also shown that stress can lead to dysbiosis. The microbiota communicates with the brain-gut axis through mucosal cells, immune cells, and nerve terminals [48]. Stress-induced dysbiosis affects the host-microbiota and gastrointestinal health through modulation of the neuro-immune-endocrine system [49–51]. Research has shown that individuals with mental health issues are more likely to experience digestive problems, including constipation, which can lead to hemorrhoids [52–54]. Moreover, those with mental health problems may be more inclined to engage in unhealthy habits, such as smoking or consuming alcohol [55], both of which increase the risk of hemorrhoids [56]. Conversely, the pain and discomfort caused by hemorrhoids can contribute to depressive or anxious thoughts. Furthermore, due to the discomfort or embarrassment associated with their condition, individuals with hemorrhoids may avoid social situations [57], potentially resulting in feelings of loneliness and isolation that can exacerbate preexisting mental health problems. Addressing both conditions’ prevention and treatment is crucial, with a focus on underlying causes, such as medical conditions or lifestyle factors. For example, lifestyle adjustments like increased fiber intake

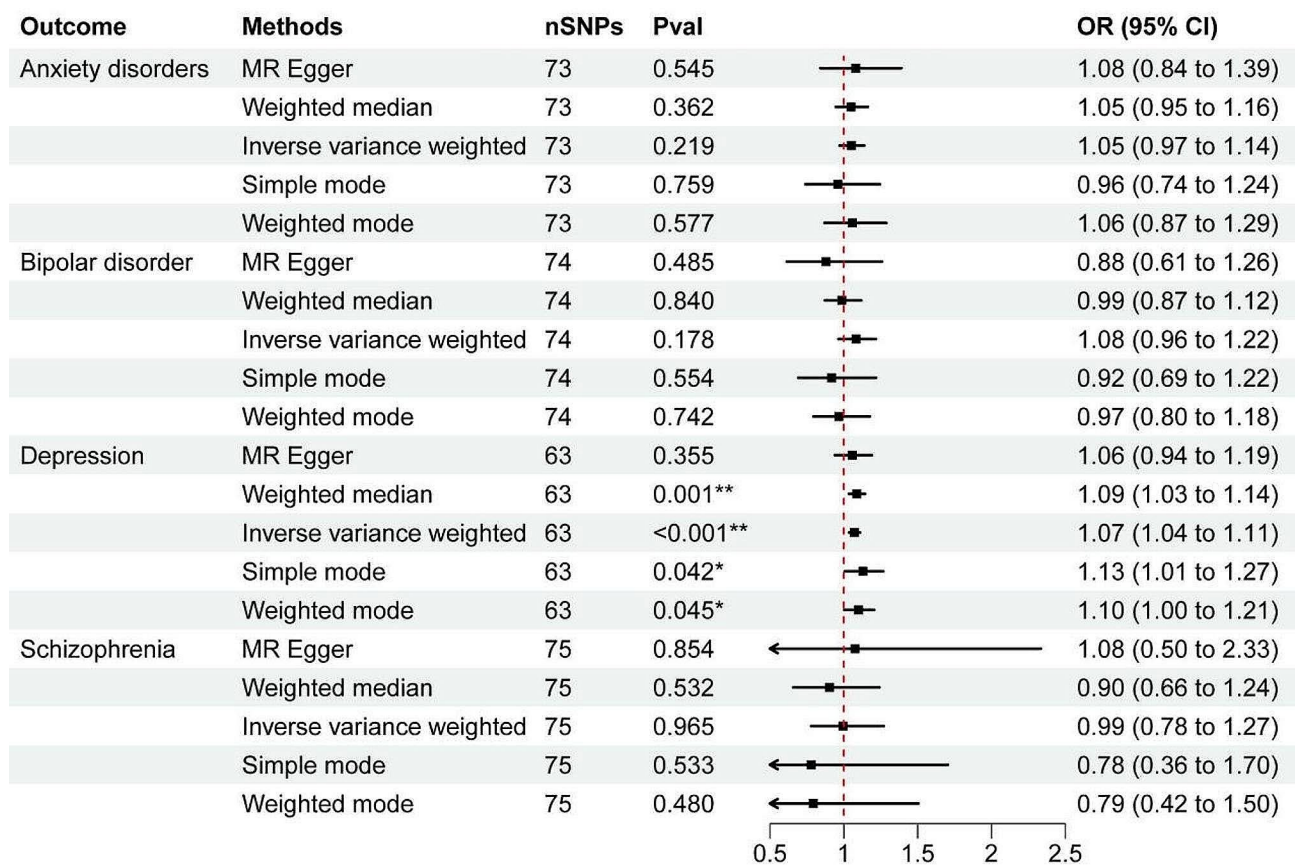


Fig. 3 Associations of genetic liability of hemorrhoidal Disease with four psychiatric disorders. *Indicates $0.00625 < P < 0.05$, **Indicates $P < 0.00625$

or regular exercise can help alleviate constipation, reducing the likelihood of developing hemorrhoids. Treatment for underlying mental health conditions, such as depression or anxiety, can also alleviate symptoms.

Additionally, treatment methods for patients with hemorrhoidal diseases should be considered. Conservative medical treatment for hemorrhoid disease typically involves lifestyle and dietary modifications [5]. However, hemorrhoids are prone to relapse, and single conservative treatments may not suffice for severe patients. Most patients are also reluctant to undergo hemorrhoid surgery [58], which can lead to disease delay and deterioration, further impacting their mental health. Therefore, it is essential to persuade patients with severe conditions to undergo timely surgical treatment to reduce their risk of depression.

Our study has several strengths, including being the first MR analysis of hemorrhoidal diseases and several psychiatric disorders. We also utilized a GWAS meta-analysis of multiple large population cohorts, which increased our data size and made the results more robust. Furthermore, by using single nucleotide polymorphisms (SNPs) as instrumental variables, MR studies reduce the risk of reverse causality and confounders common in

observational studies. The data sources for the included exposures and outcomes were mostly obtained from different GWAS, reducing the possibility of sample overlap.

Our study also has several limitations. First, we used aggregated data from multiple databases. Due to the lack of more specific information, it is impossible to conduct stratified analyses, such as by gender and age. Second, our analysis was limited to European populations, so whether the observed associations can be generalized to other populations remains to be determined. Third, the samples of depression and hemorrhoids partially overlapped, with some individuals included in both the outcome and exposure samples. However, considering the larger sample size for hemorrhoids compared to depression, the overlap ratio is small ($\leq 17.20\%$). Calculations show that the estimation bias resulting from this sample overlap is negligible. Fourth, our study’s selection of genetic variants was based on the statistical significance approach, which may introduce the risk of the “winner’s curse.” This phenomenon entails an overestimation of effect sizes due to random error. We took rigorous measures to address this potential limitation by conducting statistical corrections and implementing various sensitivity analyses. Specifically, we performed extensive sensitivity analyses to

select each instrumental variable meticulously. To evaluate the strength of these instrumental variables, we calculated the F value. In our study, the average F value of the selected SNPs was determined to be 45.02, indicating the instrumental variables we selected are relatively solid. A further potential limitation is that our MR research only reveals the possible causal relationship between depression and hemorrhoids from a genetic and statistical perspective, necessitating further clinical research to elucidate the biological pathogenic mechanisms.

Our study provides initial evidence of a possible causal connection between depression and hemorrhoidal disease. However, further research must investigate the relationship and specific mechanisms underlying these conditions. We look forward to future studies that will reveal the causal pathways linking depression and hemorrhoids, thus providing scientific backing for the creation of more successful intervention methods to reduce patient distress and enhance their quality of life.

Conclusions

In conclusion, this study investigated hemorrhoid-related psychiatric disorders using a series of comprehensive MR analyses. We initially observed a bidirectional association between genetically predicted risk of depression and hemorrhoidal disease using univariate MR. We did not find evidence for a causal relationship between hemorrhoidal disease and anxiety, bipolar disorder, or schizophrenia. This study highlights the importance of considering both mental and physical health factors in the prevention and treatment of hemorrhoidal disease and depression, emphasizing the need for a comprehensive approach to patient care.

Supplementary Information

The online version contains supplementary material available at <https://doi.org/10.1186/s40246-024-00588-7>.

Supplementary Material 1

Acknowledgements

The authors thank the City University of Hong Kong for providing this unique platform for conducting our study. Additionally, we sincerely thank the original GWAS and the associated consortiums for their generosity in sharing and managing the summary statistics.

Author contributions

WK.M. conceptualized the topic of Mendelian randomization. Z.H. collected data from the GWAS summary databases, performed the Mendelian randomization analyses by R software, and drafted this manuscript with the assistance of J.H., CK.L., and B.A. WK.M. proposed constructive suggestions after reviewing this manuscript. All authors reviewed the manuscript.

Funding

This research was partially supported by SIRG–CityU Strategic Interdisciplinary Research Grant (No.7020093).

Data availability

The summary data for Hemorrhoidal Disease are available at <https://gwas.mrcieu.ac.uk/datasets/ebi-a-GCST90014033/>

The summary data for Depression are available at <https://gwas.mrcieu.ac.uk/datasets/ebi-a-GCST003769/>

The summary data for Bipolar Disorder are available at <https://gwas.mrcieu.ac.uk/datasets/ieu-b-5110/>

The summary data for Anxiety Disorders are available at <https://r10.finngen.fi/>

The summary data for Schizophrenia are available at <https://r10.finngen.fi/>

Declarations

Ethical statement

This MR study is based on publicly available summary-level data from genome-wide association studies (GWAS). All these studies have been approved by the relevant institutional review boards and participants had provided informed consents.

Conflict of interest

None to declare.

Received: 24 November 2023 / Accepted: 21 February 2024

Published online: 21 March 2024

References

1. Peery AF, Sandler RS, Galanko JA, Bresalier RS, Figueiredo JC, Ahnen DJ, Barry EL, Baron JA. Risk factors for hemorrhoids on screening colonoscopy. *PLoS ONE*. 2015;10(9):e0139100.
2. Halverson A. Hemorrhoids. *Clin Colon Rectal Surg*. 2007;20(02):077–85.
3. Trompetto M, Clerico G, Coccorullo G, Giordano P, Marino F, Martellucci J, Milito G, Mistrangelo M, Ratto C. Evaluation and management of hemorrhoids: Italian society of colorectal surgery (SICCR) consensus statement. *Tech Coloproctol*. 2015;19(10):567–75.
4. Rubbini M, Ascanelli S. Classification and guidelines of hemorrhoidal disease: Present and future. *World J Gastrointest Surg*. 2019;11(3):117.
5. Sun Z, Migaly J. Review of hemorrhoid disease: presentation and management. *Clin Colon Rectal Surg*. 2016;29(01):022–9.
6. Yamana T. Japanese practice guidelines for anal disorders I. hemorrhoids. *J anus Rectum colon*. 2017;1(3):89–99.
7. Ali SA, Shoeb MFR. Study of risk factors and clinical features of hemorrhoids. *Int Surg J*. 2017;4(6):1936–9.
8. Ananthakrishnan AN, Bernstein CN, Iliopoulos D, Macpherson A, Neurath MF, Ali RAR, Vavricka SR, Fiocchi C. Environmental triggers in IBD: a review of progress and evidence. *Nat Reviews Gastroenterol Hepatol*. 2018;15(1):39–49.
9. Qin HY, Cheng CW, Tang XD, Bian ZX. Impact of psychological stress on irritable bowel syndrome. *World J Gastroenterol*. 2014;20(39):14126–31.
10. Camilleri M, Di Lorenzo C. Brain-gut axis: from basic understanding to treatment of IBS and related disorders. *J Pediatr Gastroenterol Nutr*. 2012;54(4):446–53.
11. Lee J-H, Kim H-E, Kang J-H, Shin J-Y, Song Y-M. Factors associated with hemorrhoids in Korean adults: Korean national health and nutrition examination survey. *Korean J Family Med*. 2014;35(5):227.
12. Liu X, Zhang P, Guo C, Xu J, Hu M. Effect of rehabilitation therapy and nursing intervention on postoperative recovery of patients with hypertensive intracerebral hemorrhage. *Experimental Therapeutic Med*. 2019;17(6):4598–604.
13. Mehmet D, Kuvandik G, Özkan OV, Helvacı MR, Kaya H. A physiologic events' Cascade, irritable bowel syndrome, is significantly Associated with Chronic Gastritis, Hemorrhoid, Urolithiasis, and Depression. *Turkish J Emerg Med*. 2007;7(3):115–20.
14. Davey Smith G, Ebrahim S. Mendelian randomization: can genetic epidemiology contribute to understanding environmental determinants of disease? *Int J Epidemiol*. 2003;32(1):1–22.
15. Lawlor DA, Harbord RM, Sterne JA, Timpson N, Davey Smith G. Mendelian randomization: using genes as instruments for making causal inferences in epidemiology. *Stat Med*. 2008;27(8):1133–63.
16. Kurki MI, Karjalainen J, Palta P, Sipilä TP, Kristiansson K, Donner KM, Reeve MP, Laivuori H, Aavikko M, Kaunisto MA, et al. FinnGen provides genetic insights from a well-phenotyped isolated population. *Nature*. 2023;613(7944):508–18.

17. Mullins N, Forstner AJ, O'Connell KS, Coombes B, Coleman JRI, Qiao Z, Als TD, Bigdeli TB, Børte S, Bryois J, et al. Genome-wide association study of more than 40,000 bipolar disorder cases provides new insights into the underlying biology. *Nat Genet.* 2021;53(6):817–29.
18. Okbay A, Baselmans BM, De Neve J-E, Turley P, Nivard MG, Fontana MA, Meddens SFW, Linnér RK, Rietveld CA, Derringer J. Genetic variants associated with subjective well-being, depressive symptoms, and neuroticism identified through genome-wide analyses. *Nat Genet.* 2016;48(6):624–33.
19. Consortium MDDWGP. A mega-analysis of genome-wide association studies for major depressive disorder. *Mol Psychiatry* 2013, 18(4).
20. Sudlow C, Gallacher J, Allen N, Beral V, Burton P, Danesh J, Downey P, Elliott P, Green J, Landray M. UK biobank: an open access resource for identifying the causes of a wide range of complex diseases of middle and old age. *PLoS Med.* 2015;12(3):e1001779.
21. Dilling H. Internationale klassifikation psychischer störungen; 2015.
22. Lichtenstein P, Yip BH, Björk C, Pawitan Y, Cannon TD, Sullivan PF, Hultman CM. Common genetic determinants of schizophrenia and bipolar disorder in Swedish families: a population-based study. *Lancet.* 2009;373(9659):234–9.
23. Sullivan PF, Kendler KS, Neale MC. Schizophrenia as a complex trait: evidence from a meta-analysis of twin studies. *Arch Gen Psychiatry.* 2003;60(12):1187–92.
24. Zheng T, Ellinghaus D, Juzenas S, Cossais F, Burmeister G, Mayr G, Jørgensen IF, Teder-Laving M, Skogholt AH, Chen S. Genome-wide analysis of 944 133 individuals provides insights into the etiology of haemorrhoidal disease. *Gut.* 2021;70(8):1538–49.
25. Tung JY, Do CB, Hinds DA, Kiefer AK, Macpherson JM, Chowdry AB, Francke U, Naughton BT, Mountain JL, Wojcicki A. Efficient replication of over 180 genetic associations with self-reported medical data. *PLoS ONE.* 2011;6(8):e23473.
26. Bycroft C, Freeman C, Petkova D, Band G, Elliott LT, Sharp K, Motyer A, Vukcevic D, Delaneau O, O'Connell J. The UK Biobank resource with deep phenotyping and genomic data. *Nature.* 2018;562(7726):203–9.
27. Leitsalu L, Haller T, Esko T, Tammesoo M-L, Alavere H, Sniieder H, Perola M, Ng PC, Mägi R, Milani L. Cohort profile: Estonian biobank of the Estonian genome center, university of Tartu. *Int J Epidemiol.* 2015;44(4):1137–47.
28. Fritsche LG, Gruber SB, Wu Z, Schmidt EM, Zawistowski M, Moser SE, Blanc VM, Brummett CM, Khetarpal S, Abecasis GR. Association of polygenic risk scores for multiple cancers in a phenome-wide study: results from the Michigan Genomics Initiative. *Am J Hum Genet.* 2018;102(6):1048–61.
29. Kvale MN, Hesselson S, Hoffmann TJ, Cao Y, Chan D, Connell S, Croen LA, Dispensa BP, Eshragh J, Finn A. Genotyping informatics and quality control for 100,000 subjects in the Genetic Epidemiology Research on Adult Health and Aging (GERA) cohort. *Genetics.* 2015;200(4):1051–60.
30. Kamat MA, Blackshaw JA, Young R, Surendran P, Burgess S, Danesh J, Butterworth AS, Staley JR. PhenoScanner V2: an expanded tool for searching human genotype–phenotype associations. *Bioinformatics.* 2019;35(22):4851–3.
31. De Marco S, Tiso D. Lifestyle and risk factors in Hemorrhoidal Disease. *Front Surg* 2021, 8.
32. Burgess S, Davies NM, Thompson SG. Bias due to participant overlap in two-sample mendelian randomization. *Genet Epidemiol.* 2016;40(7):597–608.
33. Bowden J, Del Greco MF, Minelli C, Zhao Q, Lawlor DA, Sheehan NA, Thompson J, Davey Smith G. Improving the accuracy of two-sample summary-data mendelian randomization: moving beyond the NOME assumption. *Int J Epidemiol.* 2019;48(3):728–42.
34. Bowden J, Davey Smith G, Haycock PC, Burgess S. Consistent estimation in mendelian randomization with some invalid instruments using a weighted median estimator. *Genet Epidemiol.* 2016;40(4):304–14.
35. Kang H, Zhang A, Cai TT, Small DS. Instrumental variables estimation with some invalid instruments and its application to mendelian randomization. *J Am Stat Assoc.* 2016;111(513):132–44.
36. Hartwig F, Davey Smith G, Bowden J. summary data Mendelian randomisation via the zero modal pleiotropy assumption. *International Journal of Epidemiology*, 46 (6), 1985–1998.[dxy102]. <https://doi.org/10.1093/ije/dyx102>. *International Journal of Epidemiology* 2017, 1:14.
37. Bowden J, Davey Smith G, Burgess S. Mendelian randomization with invalid instruments: effect estimation and bias detection through Egger regression. *Int J Epidemiol.* 2015;44(2):512–25.
38. Verbanck M, Chen C-Y, Neale B, Do R. Detection of widespread horizontal pleiotropy in causal relationships inferred from mendelian randomization between complex traits and diseases. *Nat Genet.* 2018;50(5):693–8.
39. Hemani G, Tilling K, Davey Smith G. Orienting the causal relationship between imprecisely measured traits using GWAS summary data. *PLoS Genet.* 2017;13(11):e1007081.
40. Elderon L, Whooley MA. Depression and cardiovascular disease. *Prog Cardiovasc Dis.* 2013;55(6):511–23.
41. Fletcher B, Kupshik G, Uprichard S, Shah S, Nash A. Eating disorders and concurrent psychopathology: a reconceptualisation of clinical need through Rasch analysis. *Eur Eat Disorders Review: Prof J Eat Disorders Association.* 2008;16(3):191–8.
42. Miliacca C, Gagliardi G, Pescatori M. The 'Draw-the-Family Test' in the preoperative assessment of patients with anorectal diseases and psychological distress: a prospective controlled study. *Colorectal Dis.* 2010;12(8):792–8.
43. Akkoca M, Kocaay AF, Tokgoz S, Er S, Duman B, Ayaz T, Kumbasar H, Gokmen D, Koç MA, Kuzu MA. Psychiatric symptoms, aggression, and sexual dysfunction among patients with benign anal conditions. *Am Surg* 2022;00031348221074225.
44. Emna B, Kammoun R, Kroui M, Ellouz F. Myasthenia and bipolar disorder: a case report and review of literature. *Eur Psychiatry.* 2022;65(51):455–S456.
45. Delcò F, Sonnenberg A. Associations between hemorrhoids and other diagnoses. *Dis colon rectum.* 1998;41(12):1534–41.
46. Weinstein R. The stress effect: discover the connection between stress and illness and reclaim your health. Penguin; 2004.
47. Carrasco GA, Van de Kar LD. Neuroendocrine pharmacology of stress. *Eur J Pharmacol.* 2003;463(1):235–72.
48. Kiliaan AJ, Saunders PR, Bijlsma PB, Berin MC, Taminiau JA, Groot JA, Perdue MH. Stress stimulates transepithelial macromolecular uptake in rat jejunum. *Am J Physiology-Gastrointestinal Liver Physiol.* 1998;275(5):G1037–44.
49. Galley JD, Bailey MT. Impact of stressor exposure on the interplay between commensal microbiota and host inflammation. *Gut Microbes.* 2014;5(3):390–6.
50. Cryan JF, Dinan TG. Mind-altering microorganisms: the impact of the gut microbiota on brain and behaviour. *Nat Rev Neurosci.* 2012;13(10):701–12.
51. Watanabe Y, Arase S, Nagaoka N, Kawai M, Matsumoto S. Chronic psychological stress disrupted the composition of the murine colonic microbiota and accelerated a murine model of inflammatory bowel disease. *PLoS ONE.* 2016;11(3):e0150559.
52. Sandler RS, Peery AF. Rethinking what we know about hemorrhoids. *Clin Gastroenterol Hepatol.* 2019;17(1):8–15.
53. Jamshed N, Lee Z-E, Olden KW. Diagnostic approach to chronic constipation in adults. *Am Family Phys.* 2011;84(3):299–306.
54. Belsey J, Greenfield S, Candy D, Geraint M. Systematic review: impact of constipation on quality of life in adults and children. *Aliment Pharmacol Ther.* 2010;31(9):938–49.
55. Scott D, Happell B. The high prevalence of poor physical health and unhealthy lifestyle behaviours in individuals with severe mental illness. *Issues Ment Health Nurs.* 2011;32(9):589–97.
56. Ravindranath G, Rahul B. Prevalence and risk factors of hemorrhoids: a study in a semi-urban centre. *Int Surg J.* 2018;5(2):496–9.
57. Sneider EB, Maykel JA. Diagnosis and management of symptomatic hemorrhoids. *Surg Clin.* 2010;90(1):17–32.
58. Giamundo P, Salfi R, Geraci M, Tibaldi L, Murru L, Valente M. The hemorrhoid laser procedure technique vs rubber band ligation: a randomized trial comparing 2 mini-invasive treatments for second-and third-degree hemorrhoids. *Dis colon rectum.* 2011;54(6):693–8.

Publisher's Note

Springer Nature remains neutral with regard to jurisdictional claims in published maps and institutional affiliations.